



Our guide to fire doors

What is a fire door?

Fire doors are flat entrance doors that allow access to your home, from a shared or communal area, and are designed to withstand fire for at least 30 minutes. They provide protection from fire and smoke.

Fire doors are a legal requirement for flats which open onto communal areas shared with other tenants. This is to make sure crucial escape routes are protected if a fire breaks out.

The door will have a self-closing device attached to it and either the door edge or the door frame will have strips which swell up when heated, sealing any small gaps in the event of a fire. They may also have cold smoke seals (which look like small brushes) to provide extra smoke protection.

All fire doors/self-closing devices should be regularly checked and maintained to ensure that they are operating correctly.

Why are fire doors important?

A fire door ensures that should a fire break out, it can be contained in a 'compartment'. This keeps the fire and smoke trapped for a defined period, allowing time for people to get out and make the fire easier to tackle.

They are designed to automatically close behind you in the event of fire, holding flames back and stopping the spread of the fire and toxic smoke into escape routes, corridors and other flats in the block.

Used correctly, they stop fires from spreading through a building, giving people time to escape and for the fire and rescue service to attend, making it easier to tackle the fire.

It is important that fire doors and their self-closers work properly

They offer protection by limiting the spread of smoke and fire into shared or communal areas and escape routes. But the door seals and self-closing devices only work effectively if you fully close the door, every time you use it.

You should not need to pull your door closed to ensure it closes securely into its frame. It should fully close itself every time.

If your flat's fire door does not fully shut every time you use it, or you are having problems with the self-closer device, you must let us know immediately. We will come and adjust your door to make sure it closes properly.

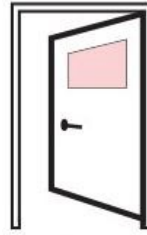
Please Do.....

- Check that the door to your flat fully closes securely every time
- Let us know if any part of your door, door frame or self-closing device gets damaged
- Let us know if any of the fire/smoke seals or brushes are missing or loose
- Let us know if your door does not fully close every time. We will adjust the door or self-closing device
- Let us know if you have a letter box in your flat door and if any of the smoke seals or brushes are missing or loose
- Let us know if any fire doors in the corridors of your block are not working properly (e.g. broken door closure, door not fully shutting, damaged door frame/broken glass)

Please Don't.....

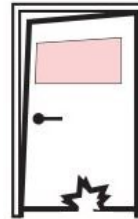
- Remove any 'smoke seals' or 'smoke brushes' that are part of the door or the door frame
- Remove or disconnect any self-closing device that is attached to the door
- Drill any holes in the flat door to fit any door furniture, such as a safety chain
- Prop or wedge open any fire door

Fire door checklist



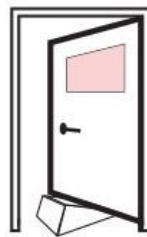
Door Closing

Does your door close correctly around all parts of the frame?



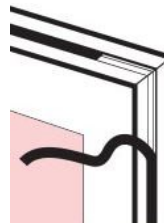
Door Frame

Is your door or frame warped or damaged in any way?



Door safety

Are any of your fire doors propped or wedged open? If so, please remove the wedges



Door seals

Are any of the seals or brushes damaged or missing?

If you have any other concerns about the condition of your flat's fire door or a fire door in a shared corridor, please contact LYHA immediately on: **Tel: 0113 278 3335** or **Email: info@lyha.co.uk**



Leeds & Yorkshire
Housing Association